
TECHNICAL MANUAL

**ORGANIZATIONAL, DIRECT SUPPORT,
AND GENERAL SUPPORT MAINTENANCE
REPAIR PARTS AND SPECIAL TOOLS LISTS
(INCLUDING DEPOT MAINTENANCE REPAIR PARTS
AND SPECIAL TOOLS)
FOR**

**CONVERTER, FREQUENCY,
ELECTRONIC AN/ARM-69
(NSN 6625-00-082-4281)**

HEADQUARTERS, DEPARTMENT OF THE ARMY

OCTOBER 1978

TECHNICAL MANUAL }
NO. 11-6625-636-24P }

HEADQUARTERS
DEPARTMENT OF THE ARMY
WASHINGTON, DC, 31 October 1978

**ORGANIZATIONAL DIRECT SUPPORT, AND GENERAL SUPPORT MAINTENANCE
REPAIR PARTS AND SPECIAL TOOLS LISTS
(INCLUDING DEPOT MAINTENANCE REPAIR PARTS AND SPECIAL TOOLS)
FOR
CONVERTER, FREQUENCY, ELECTRONIC AN/ARM - 69
(NSN 6625-00-082-4281)**

Current as of 19 June 1978

REPORTING OF ERRORS

You can improve this manual by recommending improvements using DA Form 2028-2 located in the back of the manual. Simply tear out the self-addressed form. Fill it out as shown on the sample, fold it where shown, and drop it in the mail.

If there are no blank DA Forms 2028-2 in the back of your manual, use the standard DA Form 2028 (Recommended Changes to Publications and Blank Forms) and forward to the Commander, US Army Communications and Electronics Materiel Readiness Command, ATTN: DRSEL-ME-MQ, Fort Monmouth, NJ 07703.

In either case a reply will be furnished direct to you.

Table of Contents

		Page	Illus Figure
SECTION	I. Introduction.....	1	
	II. Repair parts list	5	
GROUP	00 Converter, Frequency, Electronic AN/ARM-69.....	5	1
	01 Converter, Frequency, Electronic CV-1336/ARM-69	9	2
	02 Cable Assembly, Radio Frequency CG- 409E/U	13	3
	03 Cable Assembly, Radio Frequency CG-433A/U	15	4
	04 Cable Assembly, Power, Electrical CX-4704/U.....	17	5
	05 Attenuator, Fixed, Electrical CN-895(A)/ARM-69 (No parts authorized)		
SECTION	II. Special tools list (Not applicable)		
	IV. National stock number and part number index	18	

* This manual supersedes TM 11-6625-636-24P, 29 April 1977.

**SECTION I
INTRODUCTION**

1. Scope

This manual lists spares and repair parts; special tools; special test, measurement, and diagnostic equipment (TMDE), and other special support equipment required for performance of organizational, direct support, and general support maintenance of the AN/ARM-69. It authorizes the requisitioning and issue of spares and repair parts as indicated by the source and maintenance codes.

2. General

This Repair Parts and Special Tools List is divided into the following sections:

a. Section II. Repair Parts List. A list of spares and repair parts authorized for use in the performance of maintenance. The list also includes parts which must be removed for replacement of the authorized parts. Parts lists are composed of functional groups in numeric sequence, with the parts in each group listed in figure and item number sequence.

b. Section III. Special Tools List. Not applicable.

c. Section IV. National Stock Number and Part Number Index. A list, in National item identification number (NIIN) sequence, of all National stock numbers (NSN) appearing in the listings, followed by a list, in alphanumeric sequence, of all part numbers appearing in the listings. National stock numbers and part numbers are cross-referenced to each illustration figure and item number appearance.

3. Explanation of Columns

a. Illustration. This column is divided as follows:

(1) *Figure number.* Indicates the figure number of the illustration on which the item is shown.

(2) *Item number.* The number used to identify item called out in the illustration.

b. Source, Maintenance, and Recoverability (SMR) Codes.

(1) *Source code.* Source codes indicate the manner of acquiring support items for maintenance, repair, or overhaul of end items. Source codes are entered in the first and second positions of the Uniform SMR Code format as follows:

<i>Code</i>	<i>Definition</i>
PA -	Item procured and stocked for anticipated or known usage.
PD -	Support item, excluding support equipment, procured for initial issue or outfitting and stocked only for subsequent or additional initial issues or outfittings. Not subject to automatic replenishment.

XD - A support item that is not stocked. When required, item will be procured through normal supply channels.

NOTE

Cannibalization or salvage may be used as a source of supply for any items source coded above except those coded XA and aircraft support items as restricted by AR 700-42.

(2) *Maintenance code.* Maintenance codes are assigned to indicate the levels of maintenance authorized to USE and REPAIR support items. The maintenance codes are entered in the third and fourth positions of the Uniform SMR Code format as follows:

(a) The maintenance code entered in the third position will indicate the lowest maintenance level authorized to remove, replace, and use the support item. The maintenance code entered in the third position will indicate one of the following levels of maintenance:

<i>Code</i>	<i>Application/Explanation</i>
O -	Support item is removed, replaced, used at the organizational level.
H -	Support item is removed, replaced, used at the general support level.

(b) The maintenance code entered in the fourth position indicates whether the item is to be repaired and identifies the lowest maintenance level with the capability to perform complete repair (i.e., all authorized maintenance functions). This position will contain one of the following maintenance codes:

<i>Code</i>	<i>Application/Explanation</i>
H -	The lowest maintenance level capable of complete repair of the support item is the general support level.
Z -	Nonreparable. No repair is authorized.

(3) *Recoverability code.* Recoverability codes are assigned to support items to indicate the disposition action on unserviceable items. The recoverability code is entered in the fifth position of the Uniform SMR Code format as follows:

<i>Recoverability codes</i>	<i>Definition</i>
Z -	Nonreparable item. When unserviceable, condemn and dispose at the level indicated in position 3.
H -	Reparable item. When uneconomically repairable, condemn and dispose at the general support level.

c. National Stock Number. Indicates the National stock number assigned to the item and will be used for requisitioning purposes.

d. *Part Number.* Indicates the primary number used by the manufacturer (individual, company, firm, corporation, or Government activity), which controls the design and characteristics of the item by means of its engineering drawings, specifications, standards, and inspection requirements to identify an item or range of items.

NOTE

When a stock numbered item is requisitioned, the repair part received may have a different part number than the part being replaced.

e. *Federal Supply Code for Manufacturer (FSCM).* The FSCM is a 5-digit numeric code listed in SB 708-42 which is used to identify the manufacturer, distributor, or Government agency, etc.

f. *Description.* Indicates the Federal item name and, if required, a minimum description to identify the item.

g. *Unit of Measure (U/M).* Indicates the standard of the basic quantity of the listed item as used in performing the actual maintenance function. This measure is expressed by a two-character alphabetical abbreviation (e.g., ea, in, pr, etc). When the unit of measure differs from the unit of issue, the lowest unit of issue that will satisfy the required units of measure will be requisitioned.

h. *Quantity Incorporated in Unit.* Indicates the quantity of the item used in the breakout shown on the illustration figure, which is prepared for a functional group, subfunctional group, or an assembly.

4. Special Information

The following publications pertain to the AN/ARM-69

and its components:

TM 11-6625-636-12, Converter, Frequency, Electronic AN/ARM-69

TM 11-6625-636-45, Converter, Frequency, Electronic AN/ARM-69

5. How to Locate Repair Parts

a. When National stock number or part number is unknown.

(1) *First.* Using the table of contents, determine the functional group within which the item belongs. This is necessary since illustrations are prepared for functional groups and listings are divided into the same groups.

(2) *Second.* Find the illustration covering the functional group to which the item belongs.

(3) *Third.* Identify the item on the illustration and note the illustration figure and item number of the item.

(4) *Fourth.* Using the Repair Parts Listing, find the figure and item number noted on the illustration.

b. When National stock number or part number is known.

(1) *First.* Using the Index of National Stock Numbers and Part Numbers, find the pertinent National stock number or part number. This index is in NIIN sequence followed by a list of part numbers in alphanumeric sequence, cross-referenced to the illustration figure number and item number.

(2) *Second.* After finding the figure and item number, locate the figure and item number in the repair parts list.

6. Abbreviations

Not applicable.

(Next printed page is 4)

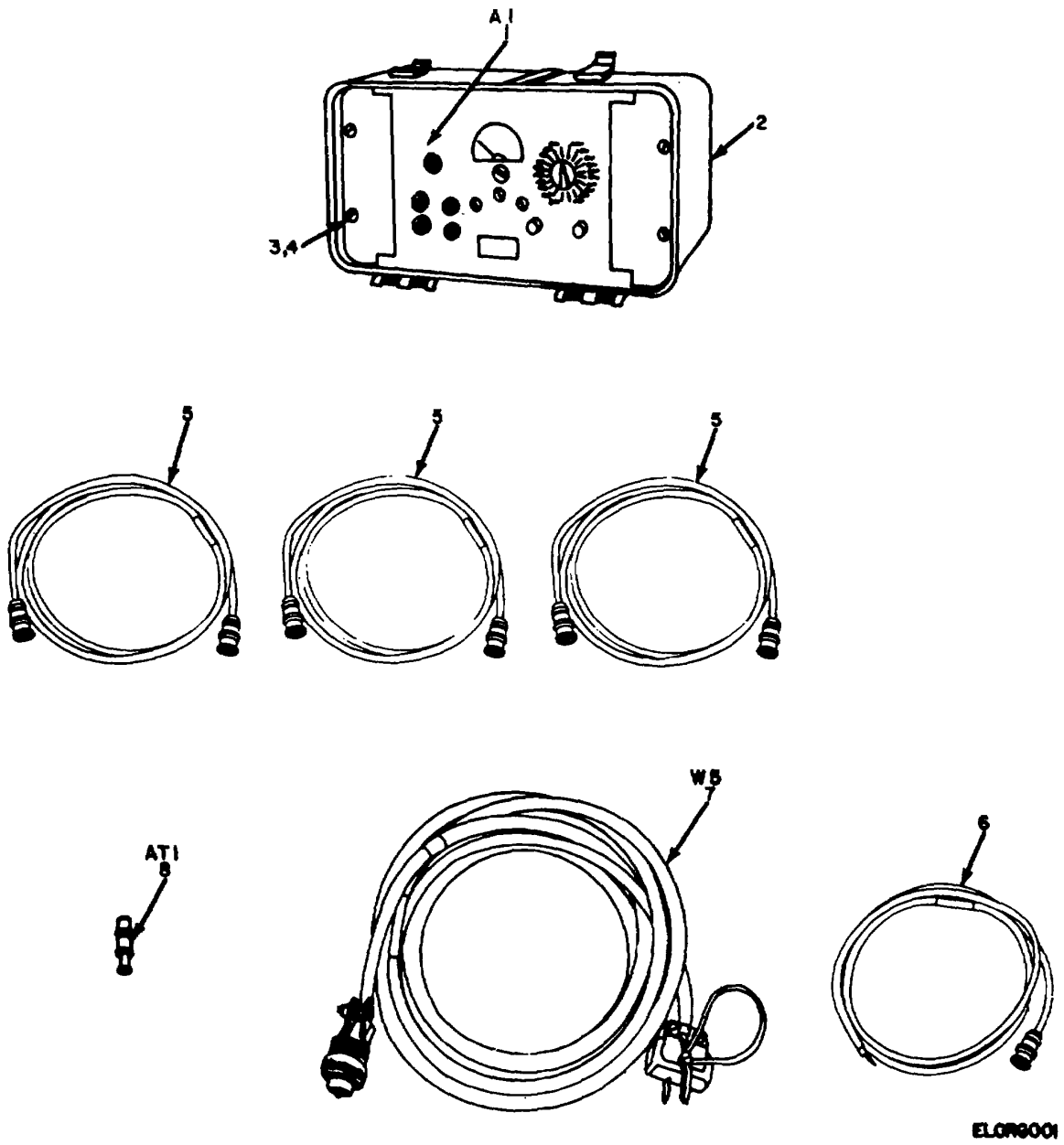
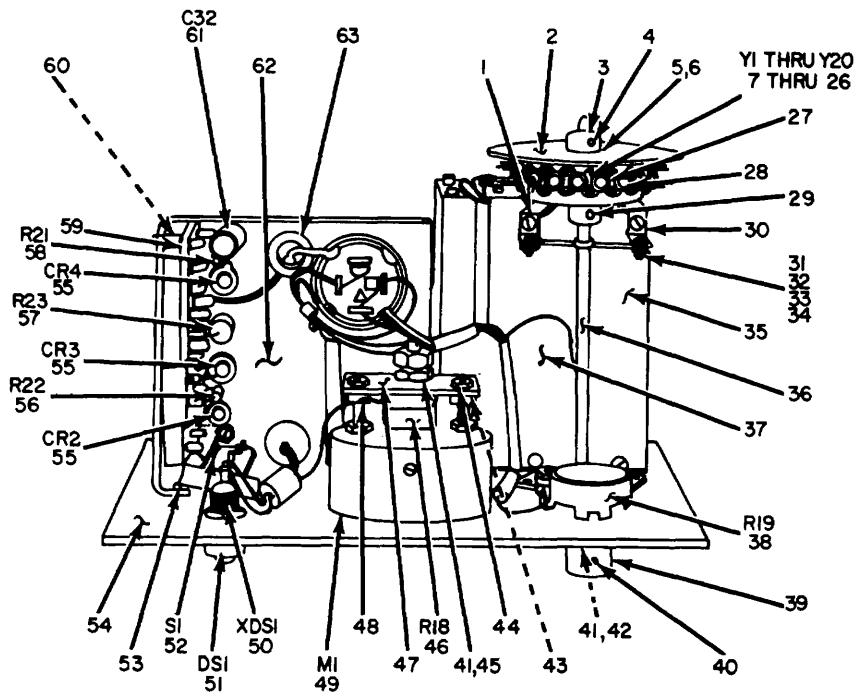


Figure 1. Converter, Frequency, Electronic AN/ARM-69.

SECTION II

TM11-6625-636-24P

(1) ILLUSTRATION		(2)	(3)	(4)	(5)	(6) DESCRIPTION	(7)	(8)
(a) FIG NO.	(b) ITEM NO.	SMR CODE	NATIONAL STOCK NUMBER	PART NUMBER	FSCM	USABLE ON CODE	U/M	QTY INC IN UNIT
						GROUP 00 CONVERTER,FREQUENCY, ELECTRONIC AN/ARM-69		
1	1	PDOHH	6625-00-082-4287	CV-1336/ARM-69	80058	CONVERTER,FREQUENCY,FELECTRONIC	EA	1
1	2	PDHHH	6625-00-082-4284	30356	00781	CASE,CONVERTER	EA	1
1	3	XDHZZ		716-0020	00781	SCREW	EA	8
1	4	XDHZZ		11816	00781	WASHER	EA	8
1	5	PAOHH	5995-00-503-0470	CG-409E/U4FT	80058	CABLE ASSEMBLY,RADIO FREQUENCY	EA	3
1	6	PAOHH	5995-00-593-8742	CG433AU4FT	80058	CABLE ASSEMBLY,RADIO FREQUENCY	EA	1
1	7	PAOHH	5995-00-985-7744	CX4704U8FT	80058	CABLE ASESEMBLY,POWER,ELECTRICAL	EA	1
1	8	POAZZ	5865-00-787-9573	31-014713-02	15280	ATTENUATOR,FIXED,ELECTRICAL	EA	1
					5			



TOP VIEW

ELORG002

Figure 2. Converter, Frequency, Electronic CV-1336/ARM-69
(Sheet 1 of 3).

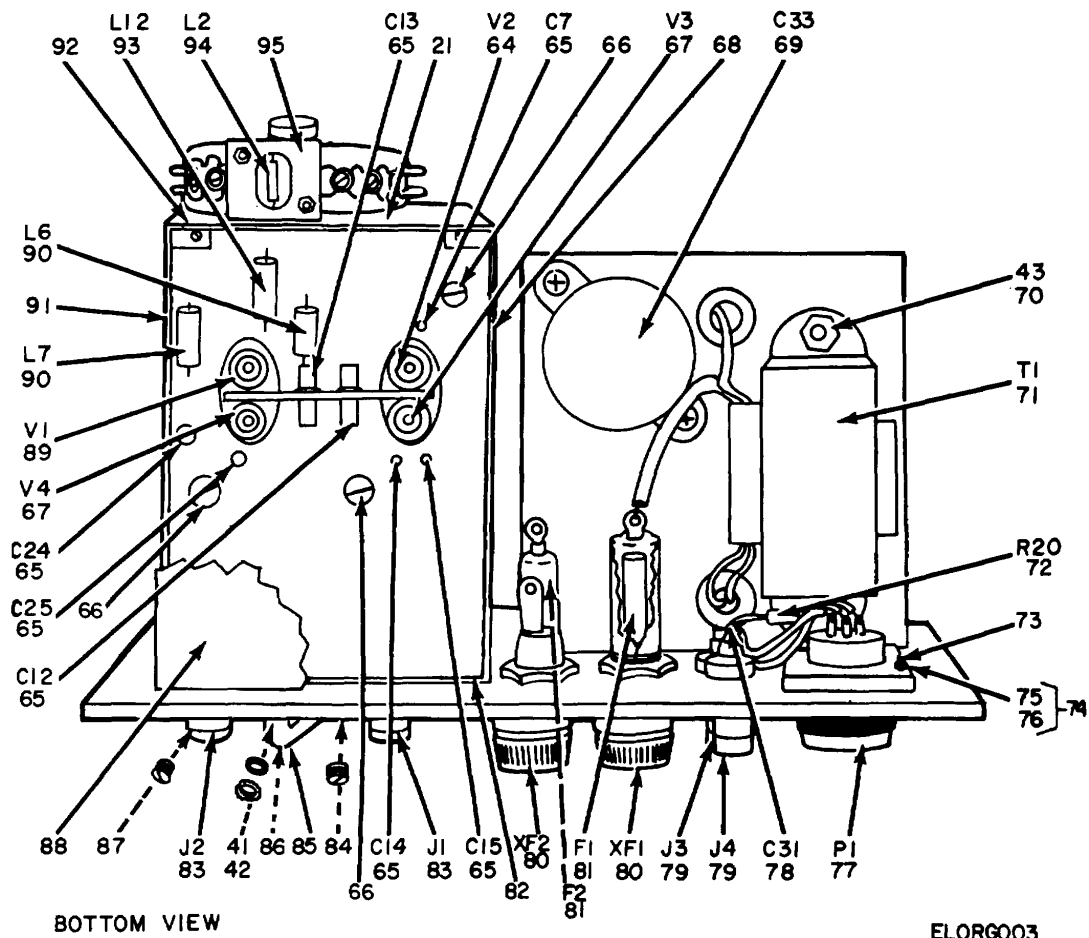
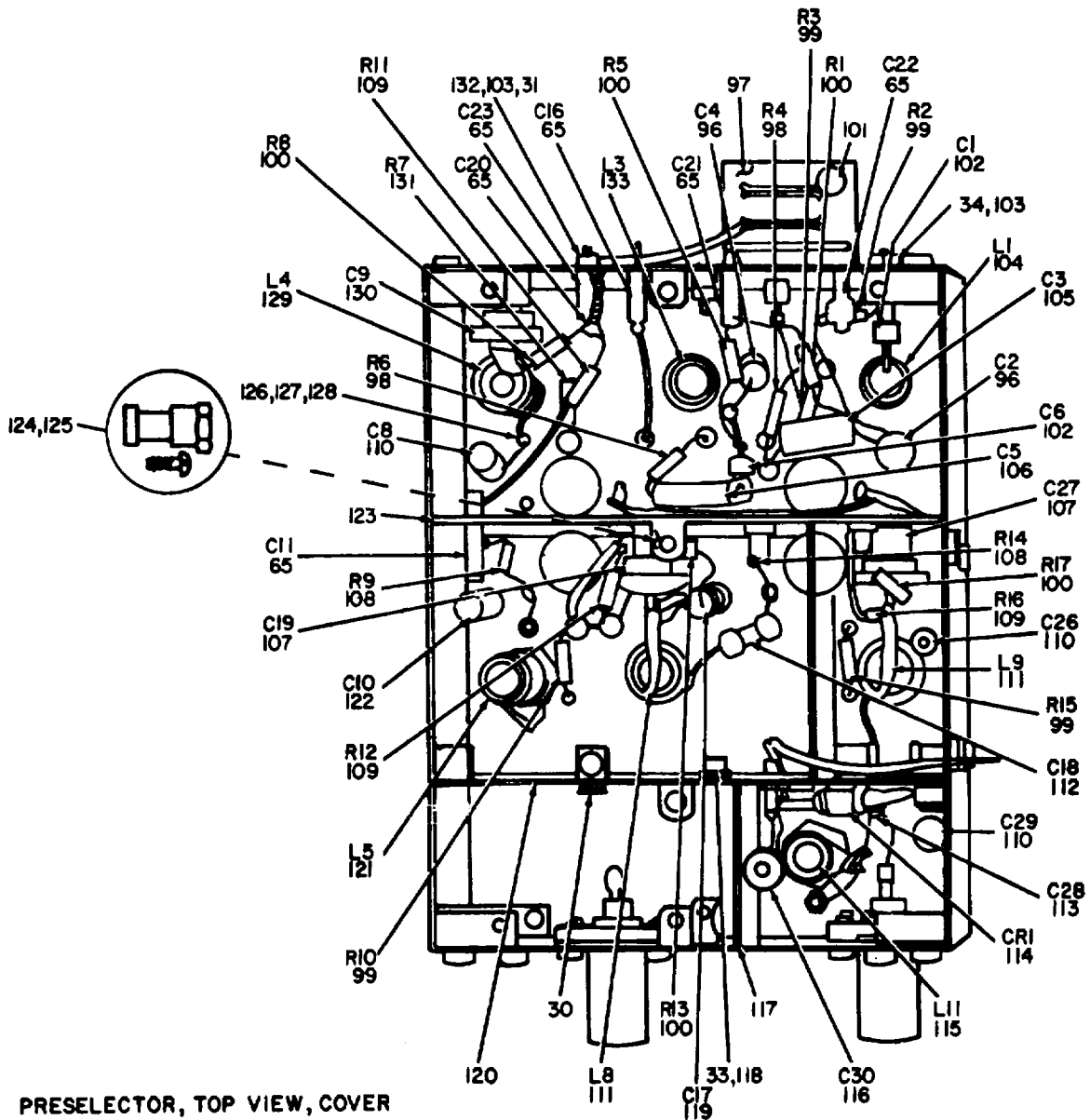


Figure 2. Converter, Frequency, Electronic CV-1336/ARM-69
(Sheet 2 of 3).



PRESELECTOR, TOP VIEW, COVER AND CRYSTAL TURRET REMOVED

ELORG004

Figure 2. Converter, Frequency, Electronic CV-1336/ARM-69 (Sheet 3 of 3).

SECTION II

TM11-6625-636-24P

(1) ILLUSTRATION		(2)	(3)	(4)	(5)	(6) DESCRIPTION	(7)	(8)
(a) FIG NO.	(b) ITEM NO.	SMR CODE	NATIONAL STOCK NUMBER	PART NUMBER	FSCM	USABLE ON CODE	U/M	QTY INC IN UNIT
						GROUP 01 CONVERTER,FREQUENCY, ELECTRONIC CV-1336/ARM-69		
2	1	XDHZZ		28532	00781	BRACKET,ANGLE	EA	2
2	2	XDHZZ		28764	00781	DRUM	EA	1
2	3	XDHZZ		18354	00781	COLLAR,HUB	EA	1
2	4	XDHZZ		FFS103-1V4-1-8	81348	SCREW,SET	EA	2
2	5	XDHZZ		29141	00781	WASHER,FLAT	EA	1
2	6	XDHZZ		7984-0000	00781	WASHER,BOW	EA	1
2	7	PAHZZ	5955-00-082-4162	CR55U35733-30KC	81349	CRYSTAL UNIT,CR-55/U 35.733MHZ	EA	1
2	8	PAHZZ	5955-00-082-4161	CR55735783-33KC	81349	CRYSTAL UNIT,CR-55/U 35.783MHZ	EA	1
2	9	PAHZZ	5955-00-082-4160	CR55U35833-33KC	81349	CRYSTAL UNIT,CR-55/U 35.833MHZ	EA	1
2	10	PAHZZ	5955-00-082-4159	CR55U35883-33KC	81349	CRYSTAL UNIT,CR-55/U 35.883MHZ	EA	1
2	11	PAHZZ	5955-00-082-4151	CR55U35933-33KC	81349	CRYSTAL UNIT,CR-55/U 35.933MHZ	EA	1
2	12	PAHZZ	5955-00-082-4150	CR55U35983-33KC	81349	CRYSTAL UNIT,CR-55/U 35.983MHZ	EA	1
2	13	PAHZZ	5955-00-082-4149	CR55U36033-33KC	81349	CRYSTAL UNIT,CR-55/U 36.033MHZ	EA	1
2	14	PAHZZ	5955-00-082-4158	CR55U36083-33KC	81349	CRYSTAL UNIT,CR-55/U 36.083MHZ	EA	1
2	15	PAHZZ	5955-00-137-8155	19658-3613	00781	CRYSTAL UNIT,CR-55/U 36.133MHZ	EA	1
2	16	PAHZZ	5955-00-082-4156	M2L-36-183MC	81349	CRYSTAL UNIT,CR-55/U 36.183MHZ	EA	1
2	17	PAHZZ	5955-00-082-4155	CR55U36233-33KC	81349	CRYSTAL UNIT,CR-55/U 36.233MHZ	EA	1
2	18	PAHZZ	5955-00-082-4154	CR55U36283-33KC	81349	CRYSTAL UNIT,CR-55/U 36.283MHZ	EA	1
2	19	PAHZZ	5955-00-082-4153	CR55U36333-33KC	81349	CRYSTAL UNIT,CR-55/U 36.333MHZ	EA	1
2	20	PAHZZ	5955-00-137-8036	19658-3638	00781	CRYSTAL UNIT,CR-55/U 36.383MHZ	EA	1
2	21	PAHZZ	5955-00-137-8030	19658-3643	00781	CRYSTAL UNIT,CR-55/U 36.433MHZ	EA	1
2	22	PAHZZ	5955-00-082-4167	CR55736483-33KC	81349	CRYSTAL UNIT,CR-55/U 36.483MHZ	EA	1
2	23	PAHZZ	5955-00-082-4166	CR55736533-33KC	81349	CRYSTAL UNIT,CR-55/U 36.533MHZ	EA	1
2	24	PAHZZ	5955-00-082-4165	CR55U36583-33KC	81349	CRYSTAL UNIT,CR-55/U 36.583MHZ	EA	1
2	25	PAHZZ	5955-00-082-4164	CR55736633-33KC	81349	CRYSTAL UNIT,CR-55/U 36.633MHZ	EA	1
2	26	PAHZZ	5955-00-082-4163	CR55U36683-33KC	81349	CRYSTAL UNIT,CR-55/U 36.683MHZ	EA	1
2	27	XDHZZ		28765	00781	CLAMP,RIM	EA	20
2	28	XDHZZ		142-0012	00781	SCREW,MACHINE	EA	20
2	29	XDHZZ		304-0008	00781	SCREW,SET	EA	2
2	30	PAHZZ	5305-00-558-6254	503-0016	00781	SCREW,ASSEMBLY	EA	41
2	31	XDHZZ		103-0016	00781	SCREW,MACHINE	EA	3
2	32	XDHZZ		5102	00781	WASHER,FLAT	EA	2
2	33	PAHZZ	5310-00-517-6508	4559	00781	WASHER,LOCK	EA	5
2	34	PAHZZ	5999-00-812-6674	4561	71400	NUT,PLAIN,HEXAGON	EA	4
2	35	XDHZZ		28696	00781	PRESELECTOR	EA	1
2	36	PAHZZ	6625-00-869-8020	28546	00781	SHAFT ASSEMBLY	EA	1
2	37	XDHZZ		28688	00781	PLATE,MOUNTING,TCP	EA	1
2	38	XDHZZ		JU1042SD2040	01121	RESISTOR,VARIABLE	EA	1
					9			

SECTION II

TM11-6625-636-24P

(1) ILLUSTRATION		(2)	(3)	(4)	(5)	(6) DESCRIPTION	(7)	(8)
(a) FIG NO.	(b) ITEM NO.	SMR CODE	NATIONAL STOCK NUMBER	PART NUMBER	FSCM	USABLE ON CODE	U/M	QTY INC IN UNIT
2	39	PAOZZ	5355-00-171-0704	6749	00781	KNOB	EA	1
2	40	XDOZZ		306-0024	00781	SCREW,SET	EA	2
2	41	PAHZZ	5310-00-262-0359	1920-02	78189	WASHER,LOCK	EA	3
2	42	XDHZZ		4697	00781	NUT,KNURLED	EA	2
2	43	XDHZZ		1708	78189	WASHER,LOCK	EA	4
2	44	XDHZZ		18532	00781	WASHER,BOW	EA	2
2	45	XDHZZ		4076	00781	NUT,PLAIN,HEXAGON	EA	1
2	46	PAHZZ	5905-00-173-7055	J202021SD3032	01121	RESISTOR,VARIABLE	EA	1
2	47	XDHZZ		28530	00781	INSULATOR,PLATE	EA	1
2	48	XDHZZ		2523	78189	TERMINAL,LUG	EA	1
2	49	PAHZZ	6625-00-872-3214	28673	00781	AMMETER	EA	1
2	50	XDHZZ		2-1930-121	72619	LIGHT,INDICATOR	EA	1
2	51	PAOZZ	6240-00-851-4352	MS25237-330	96906	LAMP,INCANDESCENT	EA	1
2	52	PAHZZ	5930-00-376-9955	8908K142	27191	SWITCH,TOGGLE	EA	1
2	53	XDHZZ		508-0024	00781	SCREW ASSEMBLY	EA	2
2	54	XDHZZ		28536	00781	PANEL	EA	1
2	55	XDHZZ		1N1491	80131	SEMICONDUCTOR DEVICE, DIODE	EA	3
2	56	PAHZZ	5905-00-912-7491	EB1045	01121	RESISTOR,FIXED,COMPOSITION	EA	1
2	57	PAHZZ	5905-00-279-1933	RC42GF221J	81349	RESISTOR,FIXED,COMPOSITION	EA	1
2	58	PAHZZ	5905-00-171-2004	RC20GF223J	01121	RESISTOR,FIXED,COMPOSITION	EA	1
2	59	PAHZZ	5940-00-549-1072	14079	00781	TERMINAL,BOARD	EA	1
2	60	XDHZZ		503-0014	00781	SCREW ASSEMBLY	EA	2
2	61	DAHZA	5910-00-950-3468	5495869P9	08771	CAPACITOR,FIXED, ELECTRICAL	EA	1
2	62	XDHZZ		28687	00781	BRACKET ASSEMBLY	EA	1
2	63	PAHZZ	5325-00-638-9385	1575	91265	GROMMET	EA	2
2	64	PAHZZ	5960-00-228-3793	5718	81349	ELETRON TUBE	EA	1
2	65	PANZZ	5910-00-643-8881	2404	72982	CAPACITOR,FIXED,CERAMIC	EA	13
2	66	XDHZZ		19429-0032	00781	SCREW,MACHINE	EA	3
2	67	PAHZZ	5960-00-256-9989	5899	81349	ELECTRON TUBE	EA	2
2	68	XDHZZ		28690	00781	PLATE,MOUNTING,LEFT	EA	1
2	69	XDHZZ		27153	00781	CAPACITOR	EA	1
2	70	XDHZZ		4148	00781	NUT,PLAIN,HEXAGON	EA	2
2	71	XDHZZ		28654	00781	TRANSFORMER,POWER	EA	1
2	72	PAHZZ	5905-00-556-5256	EB4725	01121	RESISTOR,FIXED,COMPOSITION	EA	1
2	73	XDHZZ	5940-00-847-3138	2104-04-00	78189	TERMINAL,LUG	EA	1
2	74	XDHZZ		504-0028	00781	SCREW ASSEMBLY	EA	4
2	75	XDHZZ		1704	78189	WASHER,LOCK	EA	3
2	76	PAHZZ	5310-00-596-5226	6009	00781	NUT,PLAIN,HEXAGON	EA	4
2	77	PAHZZ	5935-00-642-4901	MS3102E14S7P	96906	CONNECTOR,RECEPTACLE,ELECTRICAL	EA	1
2	78	PAHZZ	5910-00-726-5003	5316-11	05869	CAPACITOR,FIXED,ELECTROLYTIC	EA	1
					10			

SECTION II

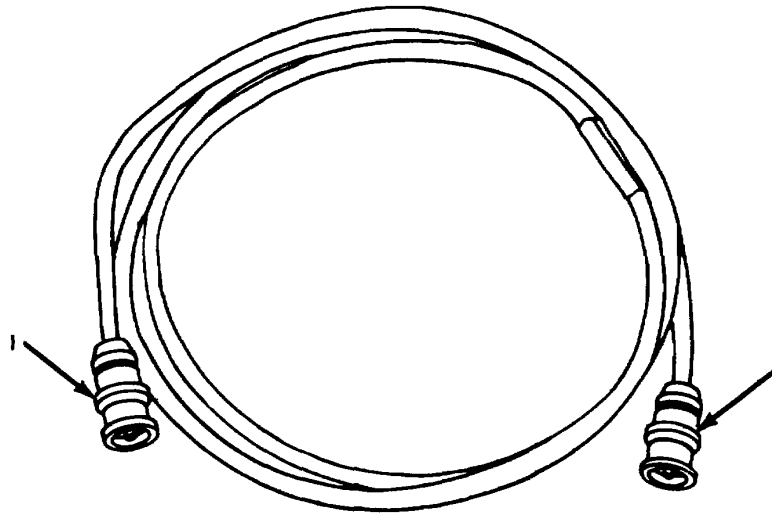
TM11-6625-636-24P

(1) ILLUSTRATION		(2)	(3)	(4)	(5)	(6)	(7)	(8)
(a) FIG NO.	(b) ITEM NO.	SMR CODE	NATIONAL STOCK NUMBER	PART NUMBER	FSCM	DESCRIPTION USABLE ON CODE	U/M	QTY INC IN UNIT
2	79	PAHZZ	5935-00-682-0458	15185	00781	JACK,TIP	EA	2
2	80	PAHZZ	5920-00-280-4252	HJWRZ	71400	FUSEHOLDER	EA	2
2	81	PAOZZ	5920-00-504-8634	313-250	75915	FUSE,CARTRIDGE	EA	2
2	82	XDHZZ		28693	00781	PLATE,MOUNTING,FRONT	EA	1
2	83	PAHZZ	5935-00-201-3511	UG290AU	88058	CONNECTOR.RECEPTACLE,ELECTRICAL	EA	2
2	84	XDHZZ		506-0024	00781	SCREW ASSEMBLY	EA	3
2	85	PAOZZ	5355-00-667-6236	16178	00781	KNOB	EA	1
2	86	XDHZZ		306-0012	00781	SCREW.SET	EA	2
2	87	XDHZZ		8699-0012	00781	SCREW ASSEMBLY	EA	8
2	88	XDHZZ		28523	00781	PLATE,MOUNTING	EA	1
2	89	PAHZZ	5960-00-261-8679	602L	81349	ELECTRON TUBE	EA	1
2	90	PAHZZ	5950-00-863-3438	10102-636	97469	COIL,RADIO FREQUENCY	EA	2
2	91	XDHZZ		28692	00781	PLATE,MOUNTING,RIGHT	EA	1
2	92	XDHZZ		28694	00781	TERMINAL BOARD	EA	1
2	93	XDHZZ		31193-0100	00781	COIL.RADIO FREQUENCY	EA	1
2	94	XDHZZ		31193-9151	00781	COIL,RADIO FREQUENCY	EA	1
2	95	XDHZZ		28685	00781	BRACKET,MOUNTING	EA	1
2	96	PAHZZ	5910-00-880-6872	8791-0180	00781	CAPACITOR,FIXED,CERAMIC	EA	2
2	97	XDHZZ		28686	00781	TERMINAL BOARD	EA	1
2	98	PAHZZ	5905-00-686-S993	RC07GF124J	81349	RESISTOR,FIXED,COMPOSITION	EA	2
2	99	PAHZZ	5905-00-721-0673	CB1511	01121	RESISTOR,FIXED,COMPOSITION	EA	4
2	100	PAHZZ	5905-00-809-8029	CB4721	01121	RESISTOR,FIXED,COMPOSITION	EA	5
2	101	XDHZZ		502-0012	00781	SCREW ASSEMBLY	EA	2
2	102	XDHZZ		8528	07781	CAPACITOR,FIXED,CERAMIC	EA	2
2	103	XDHZZ		1703	78189	WASHER.LOCK	EA	3
2	104	XDHZZ		28543	00781	COIL,RADIO FREQUENCY	EA	1
2	105	XDHZZ		8792-0470	00781	CAPACITOR,FIXED,CERAMIC	EA	1
2	106	PAHZZ	5910-00-841-8818	8792-0270	00781	CAPACITOR,FIXED,CERAMIC	EA	1
2	107	XDHZZ		22984	00781	CAPACITOR,FIXED,MICA	EA	2
2	108	PAHZZ	5905-00-686-3129	RCR07CTG4JS	81349	RESISTOR,FIXED,COMPOSITION	EA	2
2	109	PAHZZ	5905-00-755-2613	CL1031	01121	RESISTOR,FIXED,COMPOSITION	EA	3
2	110	XDHZZ		8791-9401	00781	CAPACITOR,FIXED,CERAMIC	EA	3
2	111	XDHZZ		22968	00781	COIL,RADIO FREQUENCY	EA	2
2	112	XDHZZ		879-9201	00781	CAPACITOR,FIXED,CERAMIC	EA	1
2	113	PAHZZ	5910-00-061-7041	CC22HH050C	81349	CAPACITOR,FIXED,CERAMIC	EA	1
2	114	PAHZZ	5961-00-752-0243	JANIN82A	81349	SEMICONDUCTOR DEVICE,DIODE	EA	1
2	115	XDHZZ		28545	00781	COIL,RADIO FREQUENCY	EA	1
2	116	XDHZZ		8792-0510	00781	CAPACITOR.FIXED,CERAMIC	EA	1
2	117	XDHZZ		28684	00781	BRACKET,MOUNTING	EA	1
2	118	XDHZZ		163-0016	00781	SCREW,MACHINE	EA	3
					11			

SECTION II

TM11-6625-636-24P

(1) ILLUSTRATION		(2)	(3)	(4)	(5)	(6) DESCRIPTION	(7)	(8)
(a) FIG NO.	(b) ITEM NO.	SMR CODE	NATIONAL STOCK NUMBER	PART NUMBER	FSCM	USABLE ON CODE	U/M	QTY INC IN UNIT
2	119	XDHZZ		879-9201	00781	CAPACITOR, FIXED, CERAMIC SELECT	EA	1
2	119	XDHZZ		8791-9401	00781	CAPACITOR, FIXED, CERAMIC SELECT	EA	1
2	119	PAHZZ	5910-00-061-7041	CC22HH050C	61349	CAPACITOR, FIXED, CERAMIC SELECT	EA	1
2	119	PAHZZ	5910-00-880-6872	8791-0180	00781	CAPACITOR, FIXED, CERAMIC SELECT	EA	1
2	119	PAHZZ	5910-00-880-6867	8791-0220	00781	CAPACITOR, FIXED, CERAMIC SELECT	EA	1
2	119	PAHZZ	5910-00-841-8818	8792-0270	00781	CAPACITOR, FIXED, CERAMIC SELECT	EA	1
2	119	XDHZZ		8792-0470	00781	CAPACITOR, FIXED, CERAMIC SELECT	EA	1
2	119	XDHZZ		8792-0510	00781	CAPACITOR, FIXED, CERAMIC SELECT	EA	1
2	120	XDHZZ		29691	00781	TERMINAL BOARD	EA	1
2	121	XDHZZ		28541	00781	COIL, RADIO FREQUENCY	EA	1
2	122	PAHZZ	5910-00-880-6867	8791-0220	00781	CAPACITOR, FIXED, CERAMIC	EA	1
2	123	XDHZZ		28695	00781	PLATE, MOUNTING	EA	1
2	124	XDHZZ		22983	00781	TERMINAL, STUD	EA	2
2	125	XDHZZ	5305-01-009-6672	503-0010	00781	SCREW ASSEMBLY	EA	5
2	126	XDHZZ	5940-00-501-7454	17812	00781	TERMINAL, STUD	EA	1
2	127	XDHZZ		1702	78189	WASHER, LOCK	EA	1
2	128	XDHZZ		8275	00781	NUT, PLAIN, HEXAGON	EA	1
2	129	XDHZZ		28539	00781	COIL, RADIO FREQUENCY	EA	1
2	130	PAHZZ	5910-00-170-4313	370FF1000	72982	CAPACITOR, FIXED, MICA	EA	1
2	131	XDHZZ		CB3311	01121	RESISTOR, FIXED, COMPOSITION	EA	1
2	132	XDHZZ		17166	00781	TERMINAL, LUG	EA	1
2	133	XDHZZ		22961	00781	COIL, RADIO FREQUENCY	EA	1
					12			



ELORG005

Figure 3. Cable Assembly, Radio Frequency CG-409E/U.

(1)		(2)	(3)	(4)	(5)	(6)	(7)	(8)
ILLUSTRATION (a) FIG NO.	ITEM (b) NO.	SMR CODE	NATIONAL STOCK NUMBER	PART NUMBER	FSCM	DESCRIPTION USABLE ON CODE	U/M	QTY INC IN UNIT
3	1	PAHZZ	5935-00-149-4066	UG88U	80058	GROUP 02 CABLE ASSEMBLY,RADIO FREQUENCY CG-409E/U CONNECTOR,PLUG,ELECTRICAL	EA	2

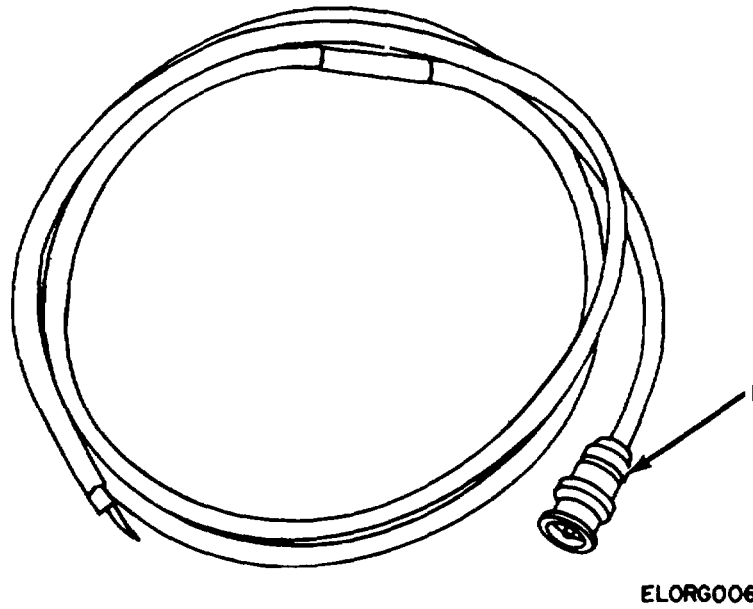
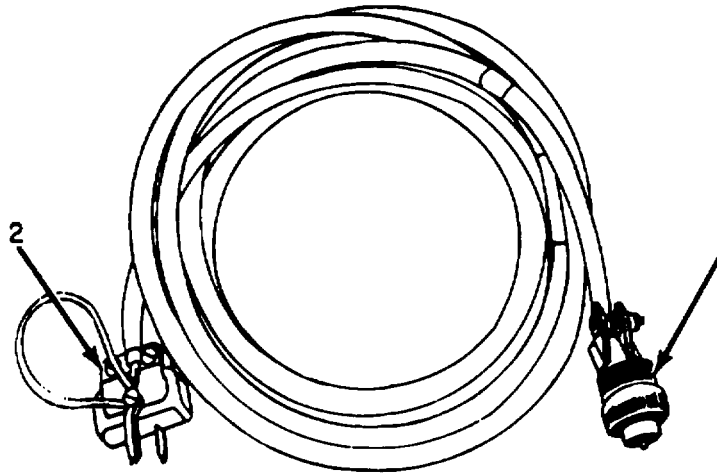


Figure 4. Cable Assembly, Radio Frequency CG-433A/U.

(1)		(2)	(3)	(4)	(5)	(6)	(7)	(8)
ILLUSTRATION (a) FIG NO.	ITEM (b) NO.	SMR CODE	NATIONAL STOCK NUMBER	PART NUMBER	FSCM	DESCRIPTION USABLE ON CODE	U/M	QTY INC IN UNIT
4	1	PAHZZ	5935-00-823-0487	UG88EU	80058	GROUP 03 CABLE ASSEMBLY,RADIO FREQUENCY CG-433A/U CONNECTOR,PLUG,ELECTRICAL	EA	1



ELORG007

Figure 5. Cable Assembly, Power, Electrical CX-4704/U.

(1)		(2)	(3)	(4)	(5)	(6)	(7)	(8)	
ILLUSTRATION						DESCRIPTION			
(a)	(b)	SMR	NATIONAL	PART	FSCM	USABLE ON CODE	U/M	QTY	
FIG	ITEM	CODE	STOCK	NUMBER				INC	
NO.	NO.		NUMBER					IN	
								UNIT	
5	1	PAHZZ		MS3106E14S7S	81349	GROUP 04 CABLE ASSEMBLY, POWER		EA	1
5	2	PAHZZ	5935-00-636-7145	UP121M	81349	ELECTRICAL CX-4704/U		EA	1
						CONNECTOR, PLUG, ELECTRICAL			
						CONNECTOR, PLUG, ELECTRICAL			

NATIONAL STOCK NUMBER AND PART NUMBER INDEX

NOTE: LATEST NATIONAL STOCK NUMBER AND PART NUMBER ASSIGNMENTS ARE INCLUDED AT END OF INDEX.

STOCK NUMBER	FIGURE NO.	ITEM NO.	STOCK NUMBER	FIGURE NO.	ITEM NO.
5910-00-061-7041	2	113			
5910-00-061-7041	2	119	5920-00-504-8634	2	81
5955-00-082-4149	2	13	5310-00-517-6508	2	33
5955-00-082-4150	2	12	5995-00-539-8742	1	6
5955-00-082-4151	2	11			
5955-00-082-4153	2	19	5940-00-549-1072	2	59
5955-00-082-4154	2	18	5310-00-596-5226	2	76
5955-00-082-4155	2	17	5935-00-636-7145	5	2
5955-00-082-4156	2	16	5935-00-642-4901	2	77
5955-00-082-4158	2	14	5910-00-643-8881	2	65
5955-00-082-4159	2	10	5355-00-667-6236	2	85
5955-00-082-4160	2	9	5935-00-682-0458	2	79
5955-00-082-4161	2	8	5905-00-686-3129	2	108
5955-00-082-4162	2	7	5905-00-686-9993	2	98
5955-00-082-4163	2	26	5905-00-721-0673	2	99
5955-00-082-4164	2	25	5910-00-726-5003	2	78
5955-00-082-4165	2	24	5961-00-752-0243	2	114
5955-00-082-4166	2	23	5905-00-755-2613	2	109
5955-00-082-4167	2	22	5865-00-787-9573	1	8
6625-00-082-4284	1	2	5905-00-809-8029	2	100
6625-00-082-4287	1	1	5935-00-823-0487	4	1
5935-00-149-4066	3	1	5910-00-841-8818	2	106
5355-00-161-0704	2	39	5910-00-841-8818	2	119
5910-00-170-4313	2	130	5940-00-847-3138	2	73
5905-00-171-2004	2	58	6240-00-851-4352	2	51
5905-00-173-7055	2	46	5950-00-863-3438	2	90
5935-00-201-3511	2	83	6625-00-869-8020	2	36
5960-00-228-3793	2	64	662500-872-3214	2	49
5960-00-256-9989	2	67	5910-00-880-6867	2	119
5960-00-261-8679	2	89	5910-00-880-6867	2	122
5310-00-262-0359	2	41	5910-00-880-6872	2	96
5905-00-279-1933	2	57	5910-00-880-6872	2	119
			5905-00-912-7491	2	56
5920-00-280-4252	2	80	5910-00-950-3468	2	61
5930-00-376-9955	2	52	5995-00-985-7744	1	7
5940-00-501-7454	2	126	5305-01-009-6672	2	125
5995-00-503-0470	1	5			

PART NUMBER	FSCM	FIG. NO.	ITEM NO.	PART NUMBER	FSCM	FIG. NO.	ITEM NO.
C81031	01121	2	109	142-0012	00781	2	28
C81511	01121	2	99	16178	00781	2	85
163-0016	00781	2	118				
C84721	01121	2	100	1702	78189	2	127
CC22HHO50C	81349	2	113	1703	78189	2	103
CC22HHO50C	81349	2	119	1704	78109	2	75
1708	78189	2	43				
17812	00781	2	126				
18354	00781	2	3				
CV-1336/ARM-69	80058	1	1				
18532	00781	2	44				
1920-02	78189	2	41				
E&1045	01121	2	56	19429-0032	00781	2	66
EF4725	01121	2	72				
FFS103-IV4-1-8	81348	2	4				
JU1042502040	01121	2	38				
MS25237-330	96906	2	51				
NS3102E14S7P	96906	2	77				
MS3106E4IS7S	81349	5	1	19658-3613	00781	2	15
RC07CF124J	81349	2	98				
RC42GF221J	81349	2	57				
UG290AU	88058	2	83				
UG88EU	80058	4	1	19658-3638	00781	2	20
UG88U	80058	3	1	19658-3643	00781	2	21
UP121M	81349	5	2				
1N1491	80131	2	55				
10102-636	97469	2	90				
103-0016	00781	2	31				
11816	00781	1	4	2-1930-121	72619	2	50
210404-00	78189	2	73				
14079	00781	2	59				

NATIONAL STOCK NUMBER AND PART NUMBER INDEX

PART NUMBER	FSCM	FIG. NO.	ITEM NO.	PART NUMBER	FSCM	FIG. NO.	ITEM NO.
22968	00781	2	111				
22983	00781	2	124	4076	00781	2	45
22984	00781	2	107	4148	00781	2	70
2404	72982	2	65	4559	00781	2	33
2523	78189	2	48	4561	71400	2	34
27153	00781	2	69	4697	00781	2	42
28523	00781	2	88	502-0012	00781	2	101
28530	00781	2	47	503-0010	00781	2	125
28532	00781	2	1	503-0014	00781	2	60
28536	00781	2	54	503-0016	00781	2	30
28539	00781	2	129	504-0028	00781	2	74
28541	00781	2	121	506-0024	00781	2	84
28543	00781	2	104	508-0024	00781	2	53
28545	00781	2	115	S102	00781	2	32
28546	00781	2	36	5718	81349	2	64
28654	00781	2	71	5899	81349	2	67
2867n	00781	2	49	6009	00781	2	76
28684	00781	2	117	6021	81349	2	89
28685	00781	2	95	6749	00781	2	39
28686	00781	2	97	716-0020	00781	1	3
28687	00781	2	62	7984-0000	00781	2	6
28688	00781	2	37	8275	00781	2	12'
28690	00781	2	60	8528	72Z64	2	IC
28691	00781	2	120	8699-0012	00781	2	8'
28692	00781	2	91	879-9201	00781	2	11
28693	00781	2	82	879-9201	00781	2	11,
28694	00781	2	92	8791-0180	00781	2	96
28695	00781	2	123	8791-0180	00781	2	119
28696	00781	2	35	8791-0220	00781	2	119
28764	00781	2	2	8791-0220	00781	2	122
28765	00781	2	27	8791-9401	00781	2	110
29141	00781	2	5	8791-9401	00781	2	119
304-0008	00781	2	29	8t92-0270	00781	2	106
306-0012	00781	2	86	8792-0270	00781	2	119
306-0024	00781	2	40	8792-0470	00781	2	105
31193-0100	00781	2	93	8792-0470	00781	2	119
31193-9191	00781	2	94	8792-0510	00781	2	116
313-250	75915	2	81	8792-0510	00781	2	119
8908K142	27191	2	52				

LATEST NATIONAL STOCK NUMBER ASSIGNMENTS

STOCK NUMBER	FIGURE NO.	ITEM NO.
5955-00-137-8155	2	15
5955-00-137-8036	2	20
5955-00-137-8030	2	21
5305-00-556-5256	2	72
5305-00-558-6254	2	30
5325-00-638-9385	2	63
5999-00-812-6674	2	34

(CONTINUE ON NEXT PAGE)

NATIONAL STOCK NUMBER AND PART NUMBER INDEX
LATEST PART NUMBER ASSIGNMENTS

PART NUMBER	FSCM	FIG. NO.	ITEM NO.	PART NUMBER	FSCM	FIG. NO.	ITEM NO.
CG4U9E/U4FT	80058	1	5	CK55U36683-33KC	81349	2	26
CG433AU4FT	80058	1	6	CX4704UEFT	80058	1	7
CR55U35733-30KC	81349	2	/	HJWKZ	71400	2	80
CR55U35783-33KC	81349	2	8	JANINB2A	81349	2	114
CR55U35833-33KC	81349	Z	9	J2U2021SU3032	01121	2	46
CR55U35883-33KC	81349	2	10	M21-36-183MC	81349	2	16
CR55U35933-3SKC	81349	2	11	RCR07G104JS	81349	2	108
CK55U35983-33KC	81349	2	12	RC20GF223J	01121	2	58
CR55US6033-33KC	81349	2	13	15185	00781	2	79
CR55U36083-33KC	81349	2	14	1575	91265	2	63
CM55U36Z33-33KC	81349	2	17	30356	00781	1	2
CN55U36Z83-33KC	81349	2	18	31-014713-02	15280	1	8
CR55U36333-33KC	81349	2	19	370FF1000	72982	2	130
CR55U36483-33RC	81349	2	2Z	5316-11	05869	2	78
CR55U36533-33KC	81349	2	23	5495869P9	05771	2	61
CK55U36583-33KC	81349	2	24				

By Order of the Secretary of the Army:

BERNARD W. ROGERS
General, United States Army
Chief of Staff

Official:

J. C. PENNINGTON
Brigadier General United States Army
The Adjutant General

Distribution:

To be distributed in accordance with DA Form 12-36A, Section II, Organizational Avionics Literature requirements for AN/ARM-69.

☆U.S. GOVERNMENT PRINTING OFFICE : 1984 O - 421-302 (10599)

RECOMMENDED CHANGES TO EQUIPMENT TECHNICAL MANUALS



SOMETHING WRONG WITH THIS MANUAL?

THEN... JOT DOWN THE DOPE ABOUT IT ON THIS FORM, TEAR IT OUT, FOLD IT AND DROP IT IN THE MAIL!

FROM: (YOUR UNIT'S COMPLETE ADDRESS)

DATE

PUBLICATION NUMBER

TM 11-6625-636-24P

DATE

31 Oct 78

TITLE

CONVERTER, FREQUENCY,
ELECTRONIC AN/ARM-69

BE EXACT... PIN-POINT WHERE IT IS

IN THIS SPACE TELL WHAT IS WRONG AND WHAT SHOULD BE DONE ABOUT IT:

PAGE NO.	PARA-GRAPH	FIGURE NO.	TABLE NO.

TEAR ALONG DOTTED LINE

TYPED NAME, GRADE OR TITLE, AND TELEPHONE NUMBER

SIGN HERE:

DA FORM 2028-2
1 AUG 74

P.S.--IF YOUR OUTFIT WANTS TO KNOW ABOUT YOUR MANUAL "FIND," MAKE A CARBON COPY OF THIS AND GIVE IT TO YOUR HEADQUARTERS.

PIN: 019985-000